

# Guillotine Information Booklet

Information for patients,  
relatives and carers

Committed to excellence

Working together

Facing the future



Compassionate  
Effective  
Modern

## What is a guillotine amputation?

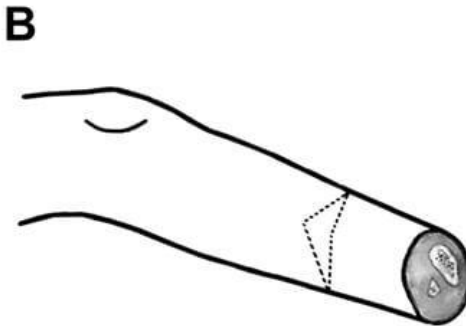
The first stage of a two stage operation for an amputation (A-B shown in images).

A cut is made at the narrowest part of the ankle (see the image below).

The cut goes through the skin and soft tissues to the bone.

The end of the stump is covered with a dressing.

A second surgery will then be completed to finalise and close the wound (B-C in images).



## Why do I need a guillotine amputation?

It is usually a life saving surgery due to:

- severe bacterial infection of the affected tissue
- severe or sudden onset of infection in the bone
- foot complications due to diabetes and poor blood flow to the foot

## What happens after a guillotine amputation?

Your stump will be dressed and monitored for bleeding, swelling, infection, or any blood flow restriction for several days. You will begin therapy and gentle exercises soon after the surgery to strengthen the muscles and prevent joint tightening.





## Post operative restrictions:

It is usually recommended you are on bed rest after a guillotine amputation until you have your second operation to close the wound. The surgeons will guide your therapy team on this. If it is appropriate to get out of bed, your therapy team will help you do this. You will not be able to put any weight through your amputated leg.

The therapy team will see you day one post amputation to teach you exercises to complete in bed. This will include education around joint tightening and swelling management.

If your therapy team have been unable to see you prior to your first surgery, they will see you to explain everything about the second stage of amputation surgery, your admission to hospital and your rehabilitation process.

For a translation of this leaflet or to access this information in another format including:

Large print				
	Easy read	Translated	Audio	Braille

Please contact the Patient Advice and Liaison Service (PALS) on:

### Frimley Park Hospital

**Telephone:** 0300 613 6530

**Email:** [fhft.palsfrimleypark@nhs.net](mailto:fhft.palsfrimleypark@nhs.net)

### Wexham Park and Heatherwood Hospitals

**Telephone:** 0300 615 3365

**Email:** [fhft.palswexhampark@nhs.net](mailto:fhft.palswexhampark@nhs.net)

<b>Frimley Park Hospital</b> Portsmonth Road Frimley Surrey GU16 7UJ	<b>Heatherwood Hospital</b> Brook Avenue Ascot Berkshire SL5 7GB	<b>Wexham Park Hospital</b> Wexham Street Slough Berkshire SL2 4HL
<b>Switchboard:</b> 0300 614 5000		<b>Website:</b> <a href="http://www.fhft.nhs.uk">www.fhft.nhs.uk</a>

<b>Title of leaflet</b>	Guillotine Information Booklet		
<b>Author</b>	Vascular Physiotherapy Team		
<b>Department</b>	Physiotherapy		
<b>Ref no.</b>	BB/102		
<b>Issue date</b>	14/10/2025	<b>Review date</b>	14/10/2028

### Legal notice

Please remember that this leaflet is intended as general information only. We aim to make the information as up to date and accurate as possible. Please therefore always check specific advice or any concerns you may have with your doctor.