

UpToDate[®] via EPIC

Once you register for UpToDate through Frimley Health's subscription you will be able to...

- download and use the Mobile App with your UpToDate Username and Password,
- earn Continuing Medication Education (CME) credits upon each search for an UpToDate professional topic (see [Earning CME/CE/CPD Credits detail per country](#)),
- automatically re-verify your account for mobile or remote access to UpToDate.

ACCESS UPTODATE VIA EPIC

Sign into Epic and access UpToDate in the following ways:

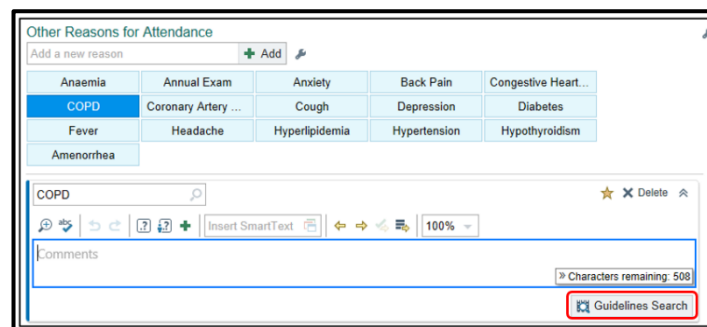
Problem List:

select a problem to expand.
Select the ⓘ to launch UpToDate.



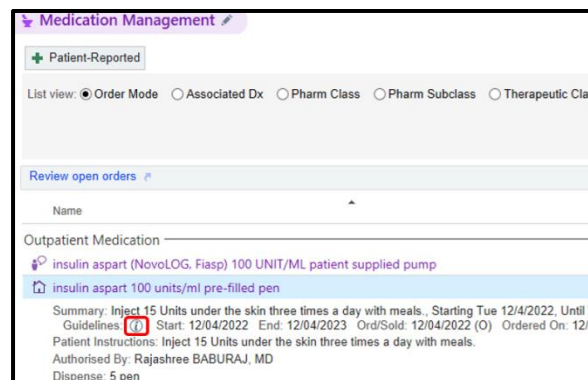
Reason for attendance

Select the Reason for Attendance in a patient's visit e.g. COPD, select "Guidelines Search" to launch UpToDate.




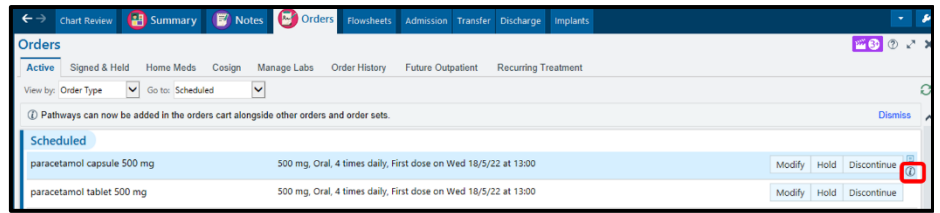
Medication Management

Select any Medication to expand. Then select ⓘ to launch UpToDate.



Orders:

Select any order and select to the  far right of the order to launch UpToDate



UPTODATE REGISTRATION

New UpToDate User:

1. Complete all fields and click **Send Verification Code**.
2. A code will be sent to the email you entered in the form.
3. **Enter the code** at the bottom of the registration form.

(You will have 10 minutes to retrieve the code, enter it, and click Submit Verification Code)

Register for an UpToDate account

Make the most of your UpToDate experience: Register for an account and benefit from mobile access to our trusted clinical content. Plus, earn and redeem CME/CE/CPD credits while you work.

Already registered? Please [log in](#) with your UpToDate username and password.

First Name

Last Name

Email

You will need access to this email account to complete your registration.

ZIP/Postal Code

Specialty

Role

Create your username and password

Username

Password

Password rules:

- 8 to 24 characters
- at least 1 uppercase letter
- cannot match username
- at least 1 number, or special character from the following set: . - _ @ # \$ % ^ & * () + =

Verify Password

Send Verification Code

Send New Code

Check the email account you submitted for a message containing a verification code. If you don't see the email, please check your spam folder. Paste or type the code below. The code is valid for 10 minutes. No account data will be saved until the code is accepted.

Verification Code

Submit Verification Code

Existing UpToDate User:

1. Click the blue log in hyperlink at the top of the Registration page.
2. Sign in with your existing credentials (This is a onetime process, next time you launch UpToDate it will remember who you are UpToDate will also retain your current CME/CE/CPD data from any previous UpToDate usage).

Register for an UpToDate account

Make the most of your UpToDate experience: Register for an account and benefit from mobile access to our trusted clinical content. Plus, earn and redeem CME/CE/CPD credits while you work.

Already registered? Please [log in](#) with your UpToDate username and password.

First Name

Last Name

Email

ZIP/Postal Code

Specialty

Role

Create your username and password

Username

Password

Password rules:

- 8 to 24 characters
- at least 1 uppercase letter
- cannot match username
- at least 1 number, or special character from the following set: . - _ @ # \$ % ^ & * () + =

Verify Password

Submit Registration

Once registered, users will receive a confirmation email from UpToDate with instructions on downloading the Mobile App using your new UpToDate account Username and Password

MAINTAINING UPTODATE ACCESS VIA EPIC

Access UpToDate through Epic at least once every 90 days. **Confirm** that you are logged in by locating your name in the top right corner of the UpToDate screen. This will automatically re-verify your affiliation and you will not receive any re-verification messaging. This method does not require an UpToDate log in

MOBILE ACCESS

Once registered, you can install the Mobile App on up to two devices by completing the following steps:

1. On your smartphone or tablet, search for “UpToDate” in your app store and install the free app.
2. Open the UpToDate Mobile App upon completion of download.
3. Log in with your UpToDate Username and Password. *You only need to do this once — the app remembers your Username and Password.*

UpToDate App for iOS* UpToDate App for Android*



ACCESS UPTODATE ANYWHERE

In addition to the Mobile App, you can access UpToDate from any computer with internet access. Simply go to www.uptodate.com and click the Log In button located in the top right corner of the UpToDate home page and enter your Username and Password.

For support:

Email: fphlibrary@nhs.net (Frimley Park) or fhft.wxlibrary@nhs.net (Wexham Park)

Phone: 0300 6134817 (Frimley Park) or 0300 6154857 (Wexham Park)