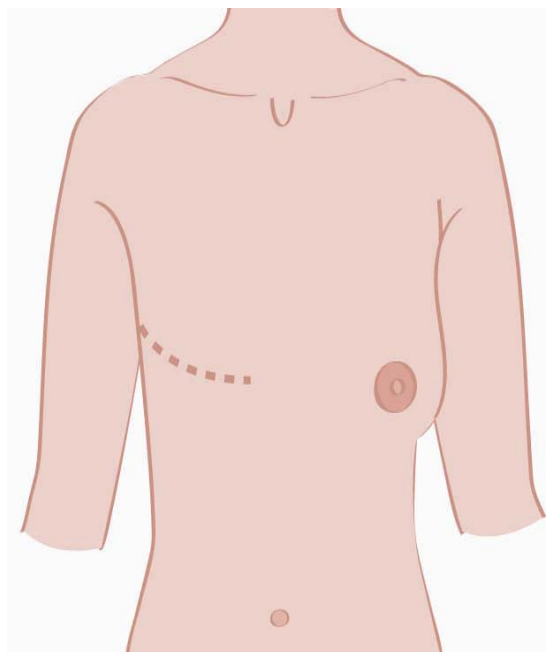


Having a Mastectomy



An Easy Read Booklet

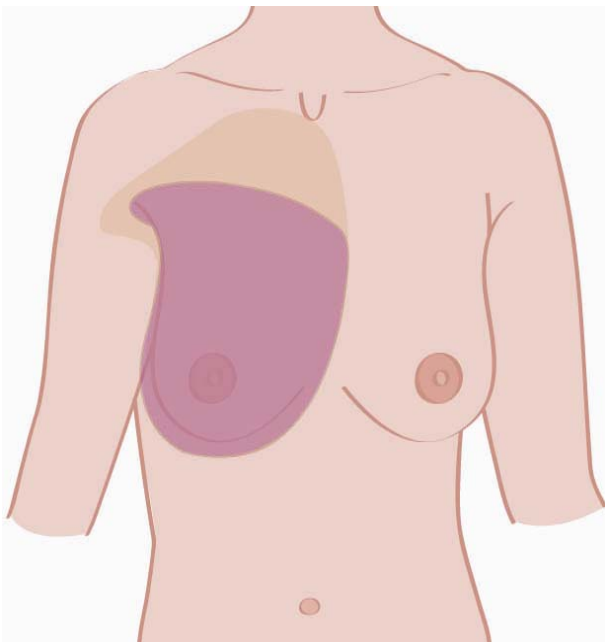
What is a mastectomy?



A mastectomy is an operation to take away the whole breast.

It takes away any cancer from your breast.

Types of Mastectomy



1. The breast and skin covering is taken away.
(Simple mastectomy)

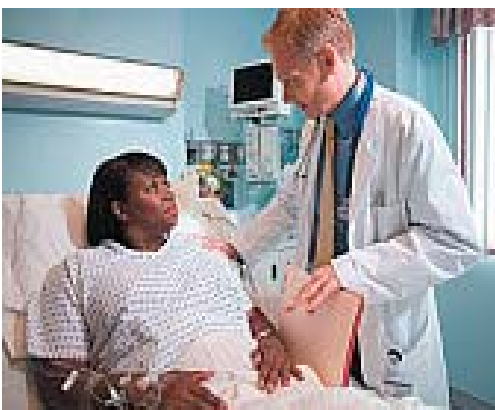
2. The breast and skin covering, one muscle behind breast and lymph glands in armpit are taken away.
(Modified radical mastectomy)



The doctor or nurse will talk to you about what type of mastectomy operation you will need.



The operation is carried out in hospital. You will be asleep (general anaesthetic).



You will then be taken up to the ward.

After the operation



When you wake up you may have some pain.



Tell the doctor or nurse if you are in pain.



They will be able to give you medicine to take the pain away.



You may have a drip in your arm.



You may have a tube coming out of the wound area to take any blood and fluid away.

This may be removed before going home.



You will have stitches.

The stitches will be go away on their own.



You will have a dressing over the wound.



You can go into the shower with the dressing on.



But not the bath.



The nurse will check your blood pressure.



The nurse will take your pulse.



The nurse will take your temperature.

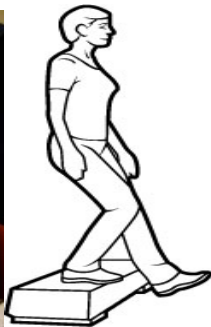
When Home



The doctor or nurse will tell you what you need to do when you go home.



The district nurse will come in and check how you are.



The physiotherapist will show you some exercises.



Phone your doctor or nurse if you have any questions.

Some of the pictures used in this leaflet are Photosymbols. Photosymbols is a photo image bank you can buy and use. Go to www.photosymbols.com