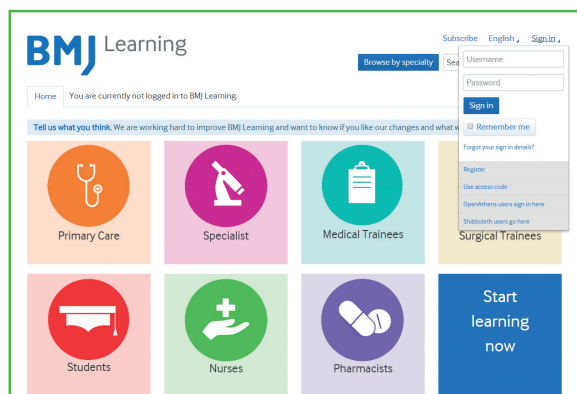




Getting Started

Website Guide

Providing medical professionals with tools to increase their knowledge and progress their career.



Registering

First time user?

Click on the 'Sign in' link at the top right of the screen and select 'Register'. This will take you to My Account, where you will need to give us some details about yourself.

Do you have access as part of your institution?

You can access BMJ Learning in a number of ways. Please select the one that is relevant to you. If you are unsure which is your method of access, please speak to your librarian.

- **Within your organisation's network (IP)**

As a first time user, you must register within the IP range of your institution for full access. After this, you can sign in and access BMJ Learning anywhere.

- **Access code**

Select 'Sign in' at the top right hand side of the screen. This will open a drop down box, from here select 'Use access code'. Follow the registration process, making sure to enter your access code when prompted.

- **OpenAthens or Shibboleth**

Select 'Sign in' and select the OpenAthens or Shibboleth option and follow the registration process. You will then be taken back to BMJ Learning.

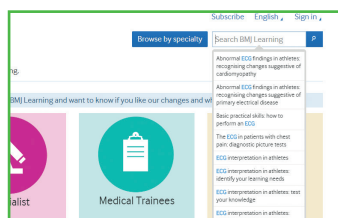
- **BMA member?**

Visit learning.bmj.com/bma and follow the registration steps - you will be asked to provide your BMA membership number when completing the registration process. Once registered, you will have complimentary access to our entire catalogue of modules.

Once you have registered/signed in, you will see your BMJ Learning homepage which is personalised using the information you provided us with. You can check this information or update it anytime by selecting the 'My Account' link at the top of the page and then choose 'Update your details'.

Modules

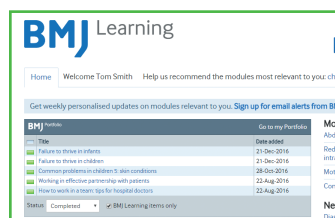
Selecting modules to complete




Search - You can use the search bar to type subjects or keywords which are of interest to you. This will display a list of the modules which are relevant to your search topic.



Browse modules - You can use the 'Browse by specialty' function to view all the modules on the site, sorted alphabetically and by topic. Either select one of the topics to the left of the browse box or the letters across the top to see a list of modules in the chosen category.



Select modules on your homepage - You'll see a selection of modules on your personal BMJ Learning homepage. These are tailored for you based on your profession, specialty and country.



Audience pages - When logged out, you will see a selection of coloured tiles with different profession options. Select any of these to view the latest and popular content for that specific profession.

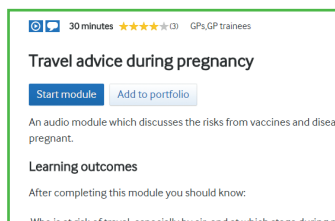
Viewing module information

When you select any module, you will be taken to the module homepage to help you to decide if the content is of interest to you.


The page will show

- ▶ An overview of the module
- ▶ The learning objectives
- ▶ The type of module this is and whether it includes video, audio etc
- ▶ The recommended audience
- ▶ The estimated time the module will take to complete
- ▶ The module authors/contributors
- ▶ The organisations which accredit the module

Completing Modules



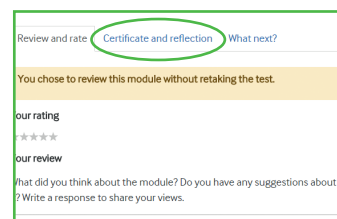
From the module homepage page you will be given the option to either 'Start module' or 'Add to portfolio'. You can add the module to your BMJ Portfolio to complete at a later date. If you choose to start the module now, it will automatically be added to your BMJ Portfolio.



If you select 'Start module' and you do not have a personal subscription or access courtesy of your institution or society, you may be offered the option to purchase a subscription. This will provide you with access to the full catalogue of hundreds of modules. As you work through the module your progress will automatically be saved.

Getting your certificate

When you have successfully passed a module, you can collect your certificate by selecting 'Get certificate', which can be printed, downloaded or saved in your BMJ Portfolio. You will be given a choice of who you would like to accredit your learning from a list of accrediting organisations.



Module Types



Interactive case history

These modules contain a series of cases with questions to guide you through the topic. There is a short pre-test at the beginning which is repeated at the end so you can see how much you've learned.



Just in time

These modules provide a thorough overview of the topic and a test of your knowledge at the end.



Read, reflect, respond

These modules are designed to guide you through the topic and give you ideas for reflection. There are no questions at the end.



Multiple choice

These modules contain multiple choice questions, written to test your knowledge and understanding of an article in one of our journals.



Video, animations and audio

We have a wide range of these styles of module where you can listen to or watch experts discussing key topics.

learning.bmj.com

For further help and support please visit:

learning.bmj.com, email: **support@bmj.com** or call: +44 (0)207 111 1105

Your BMJ Portfolio | portfolio.bmj.com

BMJ Portfolio is a free, easy to use online portfolio. All of the modules you complete will be automatically added to your BMJ Portfolio and you can use it to track, record, plan and report on your continuing professional development (CPD). When you're logged in to BMJ Learning, your personalised homepage will display an excerpt from your portfolio, showing your five most recent items.

